
CCLRD

Camp and Center Lakes Rehabilitation District



A LOOK BACK IN FINANCIALS CCLRD 2013

Where have we been, where are we going

CCLRD

Camp and Center Lakes Rehabilitation District

SO, WHERE ARE WE TODAY?

Net Worth - As of 7/8/2013

Account	7/8/2013 Balance	
<u>ASSETS</u>		
Lapsable Account 4089	\$ 184,478.75	This account a interest bearing savings account for all monies used for annual expenses except capital purchases
Non lapsable Account 1561	\$ 74,279.80	This account a interest bearing savings account for all monies used for capital purchases and can be held over year over year
Preffered Checking 5690	\$ 9,658.74	This account is a non interest bearing checking account used for all annual expense payment
TOTAL Bank Account Assests	\$ 268,417.29	
<u>LIABILITIES</u>		
Credit Cards	\$ -	OVERALL TOTAL \$ 268,417.29
Capital Loans	\$ -	
TOTAL LIABILITIES	\$ -	

CCLRD

Camp and Center Lakes Rehabilitation District

BY THE NUMBERS

REVENUE and EXPENSES – 2010 to 2014
(by major category)

PROPOSED

	2010 Actuals	2011 Actuals	2012 Actuals	2013 Actuals As of 7/8/2013	2013 Budget	2014 Budget
REVENUES						8.97% TAX INCREASE FROM 2013
<u>TAXES</u>						
General Property Tax	\$ 226,000.00	\$ 210,000.00	\$ 179,703.07	\$ 153,970.13	\$ 223,000.00	\$ 243,000.00
<u>INTERGOVERNMENTAL</u>	\$ -	\$ 22,500.00	\$ -	\$ -	\$ -	\$ -
<u>MISCELLANEOUS REVENUES</u>	\$ 12,178.52	\$ 10,476.25	\$ 6,340.13	\$ 6,383.84	\$ 7,500.00	\$ 8,350.00
TOTAL REVENUES	\$ 238,178.52	\$ 242,976.25	\$ 186,043.20	\$ 160,353.97	\$ 230,500.00	\$ 251,350.00
EXPENDITURES						
<u>GENERAL GOVERNMENT</u>	\$ (48,033.37)	\$ (45,539.48)	\$ (32,497.34)	\$ (24,949.98)	\$ (53,800.00)	\$ (52,600.00)
<u>CONSERVATION AND DEVELOPMENT</u>	\$(170,348.22)	\$ (174,700.26)	\$ (144,984.26)	\$ (65,696.67)	\$ (161,556.75)	\$ (170,806.75)
<u>CAPITAL OUTLAY</u>	\$ -	\$ (19,749.98)	\$ (92,891.46)	\$ (13,343.69)	\$ (19,000.00)	\$ (42,700.00)
<u>DEBT SERVICE</u>	\$ -	\$ -	\$ -	\$ -	\$ -	\$ -
TOTAL ACTUAL EXPENDITURES	\$ 218,381.59	\$ (239,989.72)	\$ (270,373.06)	\$ (103,990.34)	\$ (234,356.75)	\$ (266,106.75)

CCLRD

Camp and Center Lakes Rehabilitation District



SO, WHERE ARE WE TODAY?
WHERE DO WE FORECAST WE
WILL BE AT THE END OF 2013?

CCLRD

Camp and Center Lakes Rehabilitation District

2012 Reality

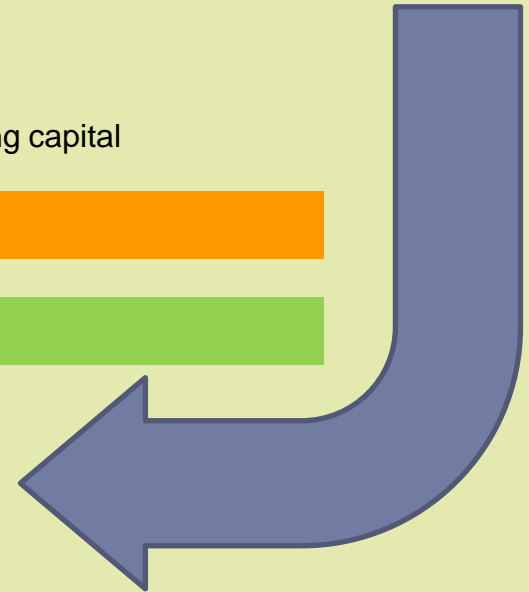
\$ 249,840.77	Total cash assets as of 7/16/2012
\$ 56,969.59	Income still open for 2012
\$ (209,114.30)	Expected additional expenditures from 7/16/2012 - 12/31/2012, including capital

\$ 97,696.06	ESTIMATED Total expected year ending 2012 cash assets
---------------------	--

\$ 212,053.66	ACTUAL Total year ending 2012 cash assets
----------------------	--

\$ (77,259.00)	Difference due to delay in Center Lake Spillway project
\$ 13,150.46	Increase In storage building costs
\$ (11,202.66)	Reduction in General Government expenses
\$ (32,015.74)	Reduction in Conservation & Development expenses

\$ 104,726.72	Calculated Total year ending 2012 cash assets
----------------------	--



CCLRD

Camp and Center Lakes Rehabilitation District



2013
Forecast

\$ 268,417.29	Total cash assets as of 7/8/2013
\$ 69,029.87	Income still open
<u>\$ (217,522.72)</u>	Expected additional expenditures from 7/8/2013 - 12/31/2013, including capital

\$ 119,924.44	ESTIMATED Total expected year ending 2013 cash assets
----------------------	--

\$ 251,350.00	2014 Total revenue
<u>\$ (266,106.75)</u>	2014 Expenses with capital

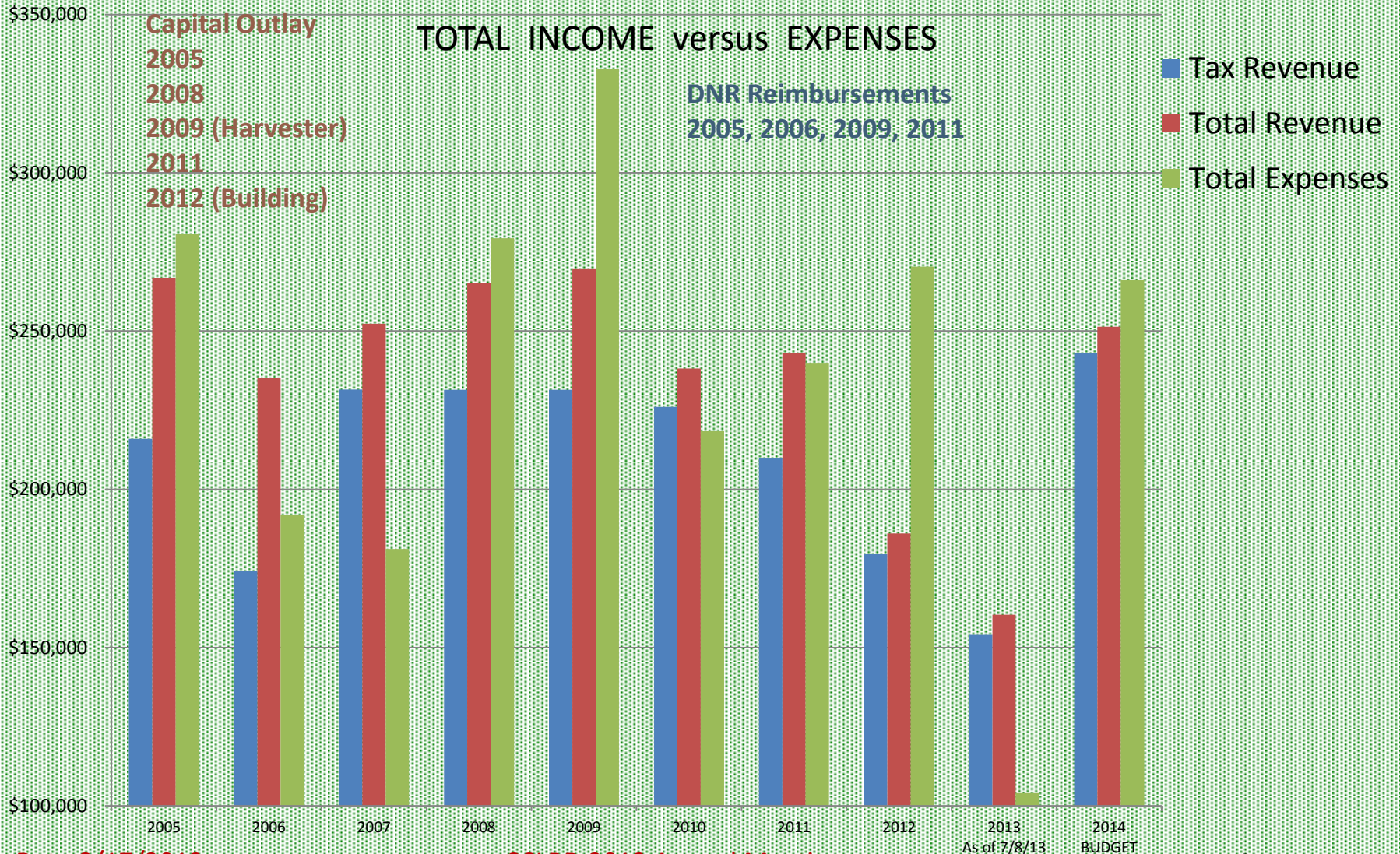
\$ 105,167.69	ESTIMATED Total expected year ending 2014 cash assets
----------------------	--

\$ 100,000.00	Accountant (C&H) recommended reserve funds year over year
----------------------	--

\$ 5,167.69	Amount over reserve
--------------------	----------------------------

CCLRD

Camp and Center Lakes Rehabilitation District



Date 8/17/2013

CCLRD 2013 Annual Meeting

As of 7/8/13

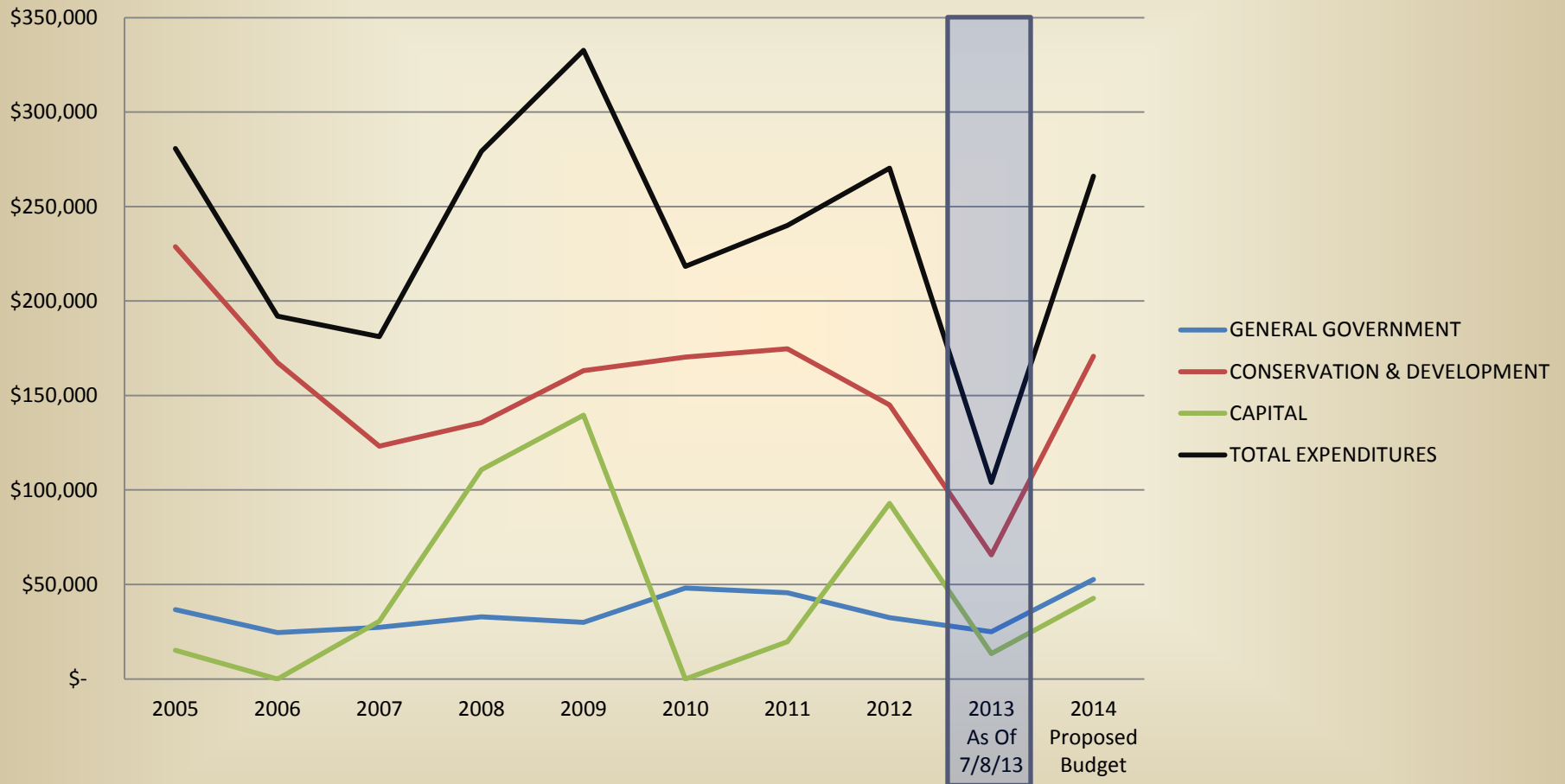
BUDGET

CJW

CCLRD

Camp and Center Lakes Rehabilitation District

EXPENDITURES OVER ANNUAL BASIS



CCLRD

Camp and Center Lakes Rehabilitation District

CCLRD FINANCIAL NET WORTH – ANNUAL BASIS

CCLRD Bank Accounts

	12/31/2009 Balance	12/31/2010 Balance	12/31/2011 Balance	12/31/2012 Balance	7/8/2013 Balance
Lapsable Account - Money Market Savings	\$ 192,980	\$ 122,544	\$ 127,402	\$ 114,434	\$ 184,479
Non lapsable Account - Money Market Savings	\$ 39,864	\$ 129,688	\$ 149,982	\$ 74,231	\$ 74,280
Preffered Checking	\$ 40,593	\$ 41,001	\$ 18,895	\$ 23,285	\$ 9,659
TOTAL ALL ACCOUNTS	\$ 273,437	\$ 293,233	\$ 296,280	\$ 211,950	\$ 268,418

CCLRD

Camp and Center Lakes Rehabilitation District

Treasurer Notes

- ➞ Our last audit completed by a CPA was for CY2009 (we have non-CPA personell audit CCLRD every year as required).
- ❖ The Treasurer is budgeting for and plans to have Chamberlain & Henningfield (our previous CPA auditors) audit the CCLRD books for CY2013.

Website Editor Notes

- ➞ The webiste has gone through significant revamping while still retaining the basic structure. Please go visit the different web pages, see the new things we have to offer, and let us know how to continue to improve!

CCLRD

Camp and Center Lakes Rehabilitation District

WHAT ELSE????